

Specifications

Models	S-40		S-45	
Measurements	US	Metric	US	Metric
Working height maximum*	46 ft	14.20 m	51 ft	15.72 m
Platform height maximum	40 ft	12.20 m	45 ft	13.72 m
Horizontal reach maximum	31 ft 8 in	9.65 m	36 ft 8 in	11.18 m
Below ground reach	3 ft 2 in	0.97 m	4 ft 11 in	1.5 m
A Platform length - 8 ft model	3 ft	0.91 m	3 ft	0.91 m
Platform length - 6 ft model	2 ft 6 in	0.76 m	2 ft 6 in	0.76 m
B Platform width - 8 ft model	8 ft	2.44 m	8 ft	2.44 m
Platform width - 6 ft model	6 ft	1.83 m	6 ft	1.83 m
C Height - stowed	8 ft 2 in	2.49 m	8 ft 2 in	2.49 m
- stowed with Trax option	8 ft 2 in	2.49 m	8 ft 2 in	2.49 m
D Length - stowed	24 ft 3 in	7.39 m	27 ft 10 in	8.48 m
- transport (jib tucked under)			22 ft 4 in	6.80 m
E Width - standard tires	7 ft 6 in	2.30 m	7 ft 4 in	2.24 m
- Trax option	7 ft 7 in	2.31 m	7 ft 7 in	2.31 m
F Wheelbase	7 ft 3 in	2.20 m	7 ft 3 in	2.20 m
G Ground clearance - center	1 ft .5 in	0.32 m	1 ft .5 in	0.32 m

Productivity

Lift capacity	500 lbs	227 kg	500 lbs	227 kg
Platform rotation	160°		160°	
Vertical jib rotation			135°	
Turntable rotation	360° continuous		360° continuous	
Turntable tailswing	2 ft 10 in	0.86 m	2 ft 10 in	0.86 m
Drive speed - stowed	4.8 mph	7.7 km/h	4.8 mph	7.7 km/h
- raised or extended	0.68 mph	1.1 km/h	0.68 mph	1.1 km/h
- Trax option stowed	2.5 mph	4.02 km/h	2.5 mph	4.02 km/h
- Trax option raised	0.68 mph	1.1 km/h	0.68 mph	1.1 km/h
Gradeability - 2WD - stowed**	30%		30%	
- 4WD - stowed**	40%		40%	
Turning radius - inside	6 ft 8 in	2.0 m	6 ft 8 in	2.0 m
- outside	15 ft 8 in	4.78 m	15 ft 8 in	4.78 m
- Trax option inside	7 ft 4 in	2.24 m	7 ft 4 in	2.24 m
- Trax option outside	17 ft	5.18 m	17 ft	5.18 m
Controls	12 V DC proportional		12 V DC proportional	
Tires - RT lug	12-16.5 NHS		12-16.5 NHS	
	Trax		Trax	

Power

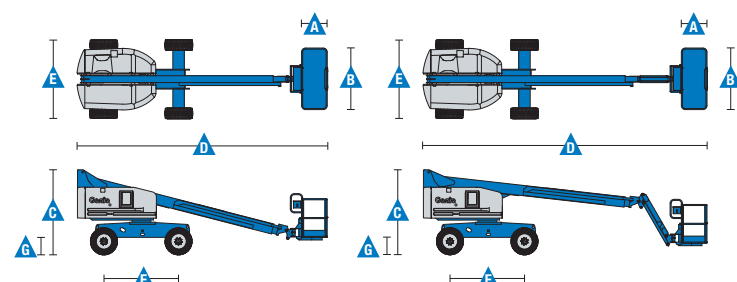
Power source	Ford DSG 423 4 cylinder gas/LPG 75 hp (56 kW) Deutz D2011L03i 3 cylinder diesel 48 hp (35.79 kW) Perkins 404D-22 4 cylinder diesel 51 hp (38 kW)			
Auxiliary power unit	12 V DC		12 V DC	
Hydraulic tank capacity	45 gal	170 L	45 gal	170 L
Fuel tank capacity	20 gal	76 L	20 gal	76 L

Weight***

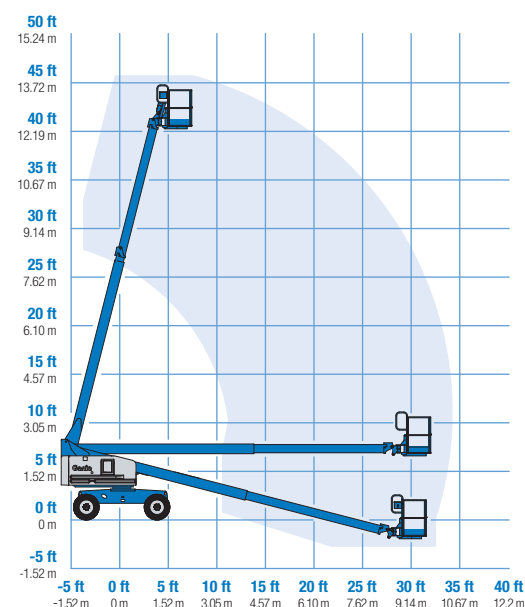
Standard	12,320 lbs	5,588 kg	15,230 lbs	6,981 kg
Trax	13,680 lbs	6,205 kg	15,620 lbs	7,085 kg

Standards Compliance

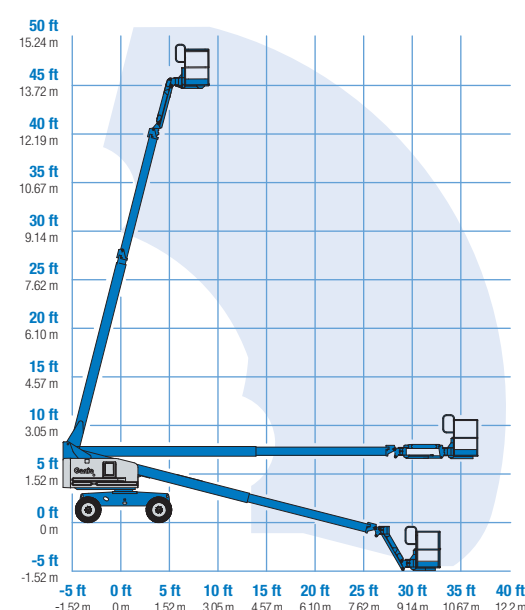
ANSI A92.5, CSA B354.4, EN 280, AS 1418.10



Range Of Motion S-40



Range Of Motion S-45



* The metric equivalent of working height adds 2 m to platform height. U.S. adds 6 ft to platform height.

** Gradeability applies to driving on slopes. See operator's manual for details regarding slope ratings.

*** Weight will vary depending on options and/or country standards.

Features

Standard Features	Easily Configured To Meet Your Needs	Options & Accessories
Measurements S-40 <ul style="list-style-type: none"> 46 ft (14.20 m) working height 31 ft 8 in (9.65 m) horizontal reach 500 lbs (227 kg) lift capacity S-45 <ul style="list-style-type: none"> 51 ft (15.72 m) working height 36 ft 8 in (11.18 m) horizontal reach 500 lbs (227 kg) lift capacity 	Platform Options <ul style="list-style-type: none"> Steel 8 ft (2.44 m) (standard) Steel 6 ft (1.83 m) 8 ft (2.44 m) tri-entry Jib Options <ul style="list-style-type: none"> Non-jib (S-40 only) 5 ft (1.52 m) jib boom (S-45 only) Engine Options <ul style="list-style-type: none"> Ford gas/LPG 75 hp (56 kW) Deutz diesel 48 hp (35.79 kW) Perkins diesel 51 hp (38 kW) Drive Options <ul style="list-style-type: none"> 2WD 4WD Axle Options <ul style="list-style-type: none"> Active oscillation Non-oscillating Tire Options <ul style="list-style-type: none"> Rough terrain air-filled (standard) Rough terrain foam-filled* Rough terrain non-marking air or foam-filled High flotation air-filled Sealant treated air-filled Track system 	Productivity Options <ul style="list-style-type: none"> Platform swing gate Half-mesh platform inserts with swing gate Platform top auxiliary rail Arc Pro 275TM Heavy-Duty Welder package Welder Ready package Weld leads to platform Air line to platform Hydraulic oil cooler Biodegradable hydraulic oil Hostile environment package Deluxe hostile environment package Aircraft protection package (6 ft platform only) Thumb rocker steer Tool tray Alarm package Panel cradle package (tri-entry platform only) Lockable platform control box covers Tow package Work light package Operator protective structure Power Options <ul style="list-style-type: none"> Engine gauge package AC generator packages (110V/60Hz - 220V/50Hz, 2200W) Cold Weather Packages Diesel scrubber/spark arrestor muffler (catalytic muffler) LPG tank 33.5 lbs (15.19 kg) capacity Intake air pre-cleaner



* Required for CE markets

Genie United States

18340 NE 76th Street
P.O. Box 97030
Redmond, Washington 98073-9730
Telephone +1 (425) 881-1800
Toll Free in USA/Canada +1 (800)-536-1800
Fax +1 (425) 883-3475

Genie Europe

The Maltings
Wharf Road
Grantham NG31 6BH
UK
Telephone +44 (0)1476 584333
Fax +44 (0)1476 584334
Email: AWP-InfoEurope@terex.com

Distributed By:

Effective Date: January, 2013. Product specifications and prices are subject to change without notice or obligation. The photographs and/or drawings in this document are for illustrative purposes only. Refer to the appropriate Operator's Manual for instructions on the proper use of this equipment. Failure to follow the appropriate Operator's Manual when using our equipment or to otherwise act irresponsibly may result in serious injury or death. The only warranty applicable to our equipment is the standard written warranty applicable to the particular product and sale and we make no other warranty, express or implied. Products and services listed may be trademarks, service marks or trade names of Terex Corporation and/or their subsidiaries in the USA and many other countries. Genie is a registered trademark of Terex South Dakota, Inc. © 2013 Terex Corporation.