



Winter Products Catalog

Providing New York State with Bulk Rock Salt, Treated Bulk Rock Salt, Packaged Rock Salt and Ice Melt Products.

Full Trailer Load Quantities Available!

Fast Quotes & Delivery

Visit www.DukeCompany.com & www.DukeSalt.com





WELCOME!

I would like to thank you for allowing The Duke Company the opportunity to present our Winter Products Catalog to you.

Our philosophy is that the success of our relationship and our company lies with the success of your business. If you have suggestions about how to better serve you, please contact me at (585) 292-9870.

Our team is committed to immediately addressing your suggestions & providing you with outstanding service.

Sincerely,

-David Terry, President



ABOUT US

The Duke Company is a full-service construction equipment rental, building materials, bulk rock salt & packaged ice melt distribution company serving commercial, industrial, governmental and residential customers.

With locations in Rochester, Ithaca, Dansville and Auburn NY, The Duke Company has proudly been serving snow removal and ice control professionals since 2004. Our staff would be glad to assist you with expert advice & information tailored to your specific needs.

We have earned an outstanding reputation throughout the industry for providing the best service, advice & competitive pricing available.



100% SATISFACTION GUARANTEE

Whether you need a quick quote, request emergency service or expert advice, we guarantee your satisfaction.



IMMEDIATE RESPONSE GUARANTEE

Our Ice Control experts will respond to you quickly throughout the winter season.

DUKE COMPANY BULK SALT DISTRIBUTION FACILITY



Welcome to the Duke Company Bulk Salt Facility in Rochester, New York. We are proud to serve leading commercial & residential customers throughout New York State. Whether your needs are for bulk rock salt, packaged ice melt products, portable heat or accessories, we are here to help.

- **Seasonal Hours:** we are open extended hours based on the weather!
- **Text Alerts:** text 'DUKESALT' to 55469 for updates on extended hours, schedule changes & discounts.
- For fast & accurate quotes, **contact David Szydlowski, Division Manager, Ice Control / Transportation**
| **Direct:** (585) 292-9871 | **Mobile:** (585) 703-1936 | **Email:** david.szydlowski@dukecompany.com



Providing New York State with bulk rock salt, treated bulk rock salt, packaged rock salt & ice melt products. Full trailer load quantities available!



We proudly carry American Rock Salt - mined in Upstate New York.

BAGGED ROCK SALT & DEICERS - A TO Z

We serve municipal, wholesale, commercial and residential customers. **Contact David Szydlowski, Division Manager, Ice Control / Transportation** to request bulk and packaged product quotes.

| **Direct:** (585) 292-9871 | **Mobile:** (585) 703-1936 | **Email:** david.szydlowski@dukecompany.com

Good



AMERICAN ROCK SALT

Proudly carrying American Rock Salt in 50 pound bags and bulk. A USA company located in Upstate New York. Widely respected for its ice melting products for municipal and commercial customers.



ICE CUTTER ICE MELTER

When pre-applied prevents snow and ice from bonding to the surface area. As Ice Cutter goes to work, its time released formula stays on the surface area longer, helping to control the freeze / thaw cycles.



PRO-GRADE COMMERCIAL STRENGTH

The #1 choice for many commercial and industrial properties. It's low temperature performance is -15 degrees Fahrenheit and is colored to enhance application visibility.



ICE BEATER TREATED ICE MELTER

Specially Formulated with Beet Extract Solution. Performs at Lower Temperatures and color coated for visual coverage (Purple Tint).

Better



POLAR ICE MELT FLAKE

Long lasting time-frame. Calcium flake formulation capably melts snow and ice to negative 24 degrees Fahrenheit. Extreme visibility with blue color indicator. Available in 50 pound bags.



STEALTH BLUE

Premium ice melter, enhanced with CMA & Calcium Chloride. Exceptional, fast acting formula is super effective at lower temperatures. Color coated blue for visual coverage.



MR. MAGIC


Fast acting, long lasting ice melt requires less than competing ice melts for same desired effect. Easier on the environment, concrete, brick, wood & pets.



PRO GRADE FIRE CRYSTAL

Infused with Calcium Chloride and CMA, this Ice Melter produces superior results. Fast acting, long lasting colored crystals.

Best



ENVIRONMELT ICE MELT

Widely respected as THE Green Solution. Advanced formulated with CMA (Calcium Magnesium Acetate) for exceptional melting. Not as harmful to vegetation. Available in 50 pound bags.



VAPORIZER CALCIUM CHLORIDE

Pellets effective to -25 degrees Fahrenheit. The most powerful Ice Melt product on the market, works instantly and is long lasting. This 90% calcium chloride pellet is available in 50 pound bags.



VAPORIZER CALCIUM FLAKE

Calcium Flake effective to negative 30 degrees Fahrenheit. Calcium Flake attracts moisture making it perfect for dust control. Available in 50 pound bags.



PRO GRADE POLAR VORTEX

Pro grade ice melt with visible color indicator. Contains Calcium, Magnesium, Potassium, Sodium & CMA blend.

PACKAGED ROCK SALT & DEICERS

We are glad to assist you in selecting the best product for your needs. **Contact David Szydlowski, Division Manager, Ice Control / Transportation** to request bulk and packaged product quotes.

| **Direct:** (585) 292-9871 | **Mobile:** (585) 703-1936 | **Email:** david.szydlowski@dukecompany.com

Rating		Manufacturer	Effective to:	Color Indicator	Landscape Friendly	CMA	Contains Calcium Chloride	Contains Magnesium Chloride	Contains Potassium Chloride	Contains Sodium Chloride
Good		American Rock Salt® (Good) 50 Pound Bags	15F	None	No					✓
Good		Ice Cutter Ice Melt (Good) 50 Pound Bags	-15F	Green	Moderate			✓	✓	✓
Good		Pro Grade Commercial Strength (Good) 50 Pound Bags	-15F	Purple	Moderate			✓		✓
Good		Ice Beater (Good) 50 Pound Bags	-20F	Purple	Moderate		✓	✓	✓	✓
Better		Polar Ice Melt™ - with Synergistic Action (Good) 50 Pound Bags	-24F	Blue	Moderate		✓	✓	✓	✓
Better		Stealth Blue with CMA (Better) 50 Pound Bags	-30F	Blue	Moderate	✓	✓	✓	✓	✓
Better		Mr. Magic with CMA (Best) 50 Pound Bags	-10F	Safety Orange	Moderate	✓	✓	✓	✓	✓
Better		PRO GRADE Fine Crystals (Best) 50 Pound Bags	-20F	Orange	Moderate	✓	✓			
Best		Environment® Ice Melt with CMA (Best) 50 Pound Bags	-10F	Green	Best	✓ (Pellets)		✓	✓	✓
Best		Vaporizer® Calcium Chloride Pellets (Best) 50 Pound Bags	-25F	None	Moderate		✓			
Best		Vaporizer® Calcium Flake (Better) 50 Pound Bags	-30F	None	Moderate		✓		✓	✓
Best		PRO GRADE Polar Vortex with CMA (Best) 50 Pound Bags	-25F	Yes	Moderate	✓	✓	✓	✓	✓

- [Bulk Rock Salt](#): we maintain one of New York state's largest inventories of bulk rock salt & road salt.
- [Bagged Rock Salt & Deicers](#): we are one of the largest packaged rock salt & ice melt distributors in NY.
- [Heaters](#): rental heaters available in a range of sizes for both indoor & outdoor use.
- [Snow Removal Equipment](#): we rent only the best brand name equipment including Bobcat, Toro & Deere.
- [Winter Clothing & Snow Removal Tools](#): we carry a vast selection of professional clothing & snow tools.



PORTABLE HEATERS FROM A-Z FOR RENTAL OR SALE

Keep your crew up & running through the winter season! A range of heaters are available for rent by the day, week or month. Our team would be glad to assist you in calculating the BTU's required for your job site. For a price quote, the best-maintained rental heaters, outstanding service & fast delivery, give us a call.



CONCRETE CURING & THAWING

- Flagro, HeatKing, Wacker Neuson
- Diesel
- 150,000 -620,000 BTU



FORCED AIR HEATERS

- LB White
- Kerosene
- Up to 750,000 BTU



INFRARED HEATERS

- Val6
- Electric / Kerosene
- 51,000 - 140,00 BTU



INDIRECT HEATERS

- Flagro & Frost Fighter
- Propane, Natural Gas, Kerosene
- 200,000 - 500,000 BTU



JOBSITE HEATERS - FORCED & INDIRECT

- Frost Fighter
- Propane, Natural Gas, Oil & Diesel
- 500,000 -700,00 BTU




PORTABLE ELECTRIC HEATERS

- Patron
- Electric
- 5,100 - 205,00 BTU



SELF-CONTAINED INDIRECT HEATER

- Frost Fighter
- Propane, Natural Gas, Oil & Diesel
- 390,000 -780,00 BTU



CONCRETE CURING BLANKETS

- Proven in maintaining heat of hydration, particularly during the critical early stages of concrete curing.
- Low 0.87 Perm rating, providing superior vapor block during curing
- Available in a range of sizes.



INSUL-TARP FORM COVERS

- Lightweight design integrates closed cell foam & reflective technology with a protective poly coating.
- Very effective for insulating under concrete slabs in pole barns, crawl spaces, residential, commercial & agricultural radiant heating systems

ELECTRIC HEATERS

				
Specifications				
Mfg.	Patron	Patron	Patron	Patron
Model	E1.5	E8	E8	E9
Heating Capacity / BTU/h	5,100	10,200	20,500	30,700
CFM	110	205	250	350
Fuel Type	Electric	Electric	Electric	Electric
Power Supply	120V	240V	240V	240V
Net Weight / Shipping Weight	13.7 Pounds	20.3 Pounds	32.9 Pounds	39.9 Pounds
Dimensions, WxDxH	11 x 12 x 8 inches	11 x 10 x 15 inches	20 x 12 x 17 inches	22 x 14 x 18 inches

				
Specifications				
Mfg.	Patron	Patron	Patron	Patron
Model	1.8E	18E-3	40E	40ECA
Heating Capacity / BTU/h	65,000	65,000	156,500	156,500
CFM	1300	1000	1,265	1,265
Fuel Type	Electric	Electric	Electric	Electric
Power Supply	240V	240V	480V Three Phase	575V Three Phase
Net Weight / Shipping Weight	63 Pounds	52 Pounds	125 Pounds	125 Pounds
Dimensions, WxDxH	32 x 14 x 20 inches	32 x 14 x 20 inches	45" x 20" x 25"	46" x 20" x 25"

			
Specifications			
Mfg.	Patron	TPI	TPI
Model	60E	FES-1520-3A	FES-1524-3E
Heating Capacity / BTU/h	205,000	51,250	51,250
CFM	1,265	800	800
Fuel Type	Electric	Electric	Electric
Power Supply	480V Three Phase	240V	240V
Net Weight / Shipping Weight	125 Pounds	65	65
Dimensions, WxDxH	45" x 20" x 25"		

FORCED AIR HEATERS

				
Specifications				
Mfg.	WULF	LB White	LB White	LB White
Model	Holtex 125 NA	125	170	170 Ultra
Heating Capacity / BTU/h	116,000	70,000 - 125,000	125,000 - 170,000	125,000 - 170,000
CFM	638	400	550	550
Fuel Type	Diesel, Kerosene	Propane	Propane	Propane
Net Weight / Shipping Weight	82	28	34	34
Dimensions, WxDxH	18.8 x 22.2 x 30.7	11.8 x 16 x 25.5	9.5 x 24 x 16	9.5 x 24 x 24
Certification		CSA Certified	CSA Certified	CSA Certified

				
Specifications				
Mfg.	LB White	LB White	LB White	LB White
Model	170N	170N Ultra	400	400 Ultra
Heating Capacity / BTU/h	125,000 - 155,000	125,000 - 155,000	250,000 - 400,000	250,000 - 400,000
CFM	650	650	1,050	1,050
Fuel Type	Natural Gas	Natural Gas	Propane	Propane
Net Weight / Shipping Weight	34	34	51	51
Dimensions, WxDxH	9.5 x 24 x 16	9.5 x 24 x 16	12.5 x 34.5 x 21.5	12.5 x 34.5 x 21.5
Certification	CSA Certified	CSA Certified	CSA Certified	CSA Certified

FORCED AIR HEATERS (CONTINUED)

				
Specifications				
Mfg.	LB White	LB White	LB White	LB White
Model	400 Ultra DF	500 DF	500 Oil	750 DF
Heating Capacity / BTU/h	170,000 - 450,000	500,000	500,000	750,000
CFM	1,060	3,457	3,457	4,280
Fuel Type	Propane / Natural Gas	Propane / Natural Gas	Diesel	Propane / Natural Gas
Net Weight / Shipping Weight	55	855	855	1000
Dimensions, WxDxH	12.5 x 34.5 x 21.5	32 x 34 x 53	32 x 34 x 53	32 x 34 x 53
Certification	CSA Certified	CSA Certified	CSA Certified	CSA Certified

	
Specifications	
Mfg.	LB White
Model	750 Oil
Heating Capacity / BTU/h	750,000
CFM	4,200
Fuel Type	#1 or #2 Diesel
Net Weight / Shipping Weight	1021
Dimensions, WxDxH	32 x 34 x 53
Certification	CSA Certified

GROUND THAWING HEATERS

				
Specifications				
Mfg.	QUEST	DRYAIR	DRYAIR	DRYAIR
Model	POWERHEAT 4500	300 GTS Greenhaw System	400 GTS Greenhaw System	600 GTS Greenhaw System
Heating Capacity / BTU/H	885,000	900,000	940,000	1,270,000
Fuel Type	Diesel	Diesel Fuel / #1 or #2 Heating Oil	Diesel Fuel / #1 or #2 Heating Oil	Diesel Fuel / #1 or #2 Heating Oil
Net Weight / Shipping Weight	9,500 Pounds	5,850 Pounds	5,850 Pounds	5,900 Pounds
Dimensions: WxDxH	178 x 93 x 97.25 inches	188 x 76 x 98 inches	188 x 76 x 98 inches	195 x 94 x 98 inches

INDIRECT FIRED TEMPORARY HEATERS

					
Specifications					
Qty.	Range	Range	Footlighter	1 R. White	Range
Model	FVQ-400	FVNF-400	H15700 Ice Melter	750 DTH	FVNF-750
Heating Capacity / BTU/Hr	380,000	380,000	700,000	750,000	750,000
CFM	2,500	2,500	4,500	4,780	7,000
Fuel Type	Oil	Natural Gas or Propane	Natural Gas or Propane	Natural Gas or Propane	Natural Gas or Propane
Power Supply	110 Volts	110 Volts	240 Volts	240 Volts	240 Volts
Net Weight / Shipping Weight	450 Pounds	365 Pounds	1,000 Pounds	700 Pounds	1,000
Dimensions, WxDxH	70 x 29 x 52 inches	70 x 29 x 47 inches	100 x 35 x 59 inches	54 x 32 x 52 inches	58 x 35 x 51

INFRARED HEATERS

				
Specifications				
Mfg.	WALB	WALB	WALB	WALB
Model	EPX	RBESG	RBESL (2-Step)	Daystar II Infrared 5. Forced Air
Heating Capacity / BTU/h	140,000	111,000	115,000	57,200
Fuel Type	Diesel, Kerosene	Diesel, Kerosene	Diesel, Kerosene	Diesel, Kerosene
Power Supply	110 Volts	110 Volts	110 Volts	110 Volts
Net Weight / Shipping Weight	110 Pounds	83.8 Pounds	82.6 Pounds	40 Pounds
Dimensions, WxDxH	38.2 x 26.4 x 48.8 inches	35.1 x 25.87 x 27.7 inches	35.3 x 26.0 x 29.2 inches	28.4 x 12.2 x 22.8 inches

		
Specifications		
Mfg.	WALB	WALB
Model	MPX	GNS/GPS
Heating Capacity / BTU/h	82,500	144,000
Fuel Type	Kerosene or Fuel Oil no. 1 or heavier than No. 2 (Diesel)	Natural Gas or Propane
Power Supply	110 Volts	110 Volts
Net Weight / Shipping Weight	70.5 Pounds	108.1 Pounds
Dimensions, WxDxH	26.4 x 20.5 x 20.6 inches	35.3 x 31.7 x 30.3 inches

HOW TO CALCULATE BTUS & HEATER RENTAL NEEDS

FrostFighter, a leading manufacturer of heaters, provides an excellent resource and guide on their web site to calculate BTUs and heater rental needs. Visit <http://frost-fighter.com/calculator/> to access the FrostFighter BTU Calculator and Fuel Consumption Rates.

Step 1: Calculate the Volume of Space to be heated

- Rectangular Cubic Feet: multiply Length by Width by Height to calculate cubic feet.
- Dome - Cubic Feet: calculating the cubic feet of a Dome can be quite completed. Visit <http://frost-fighter.com/calculator/> to use Frost Fighter's calculator.

Step 2: Describe your enclosure

- **Very Loose:** tight roof and nearly completed walls; door, window and other openings covered with plastic or canvas - heavy partitioning.
- **Loose:** tight roof and nearly completed walls; door, window and other openings covered with plastic or canvas - heavy partitioning.
- **Fairly Loose:** tight roof and nearly completed walls; door, window and other openings covered with plastic or canvas - medium partitioning.
- **Fairly Tight:** tight roof and completed walls without insulation, window and door openings enclosed with canvas or plastic - medium to heavy partitioning.
- **Tight:** windows, doors, and elevators installed, walls exist (not dry-walled) - medium partitioning.
- **Very Tight:** windows, doors, and elevators installed, walls exist (not drywalled) - no partitioning.

Step 3: Choose Desired Temperature-

- 20°F to 60°F

Step 4: Choose a Heater Unit

- Choose from a range of outstanding rental heaters available from The Duke Company.

Source: <http://frost-fighter.com>

FrostFighter

BTU CALCULATOR

STEP 1 Choose and enter shape dimensions or enter a volume:

Length: 200 ft
Width: 40 ft
Height: 20 ft

Volumes: 160,000 cu ft

STEP 2 Choose the option that best describes your enclosure:

Very Loose Tight roof and nearly completed walls; door, window and other openings covered with plastic or canvas - heavy partitioning.

Loose Tight roof and nearly completed walls; door, window and other openings covered with plastic or canvas - heavy partitioning.

Fairly Loose Tight roof and nearly completed walls; door, window and other openings covered with plastic or canvas - medium partitioning.

Fairly Tight Tight roof and completed walls without insulation, window and door openings enclosed with canvas or plastic - medium to heavy partitioning.

Tight Windows, doors, and elevators installed, walls exist (not dry-walled) - medium partitioning.

Very Tight Windows, doors, and elevators installed, walls exist (not drywalled) - no partitioning.

STEP 3 Choose desired temperature rise:

10°F 20°F 30°F 40°F 50°F

STEP 4 Choose a heating unit:

BDP 200 GHDiesel (328,000 BTUs)
BDP 200 LPMG (328,000 BTUs)
BDP 200 LPMG (328,000 BTUs)
BDP 200 LPMG (328,000 BTUs)

RESULT

1 (1,000) BDP 200 GHDiesel (328,000 BTUs) heating units required for 10,000,000 BTUs using a total of 62,400 STUs.

Fuel Consumption Rates
Direct & Indirect Fired Portable Heating Systems

FrostFighter

Model	Oil	Propane	Natural Gas
DF400 Direct fired 400,000 BTUs/hr	N/A	100 Cubic Feet/hr 8.9 Imperial Gallons/hr 38.9 Pounds/hr 26.8 Liters/hr 6.2 US Gallons/hr	240 Cubic Feet/hr 400 Therms/hr
DF1500 Direct fired 1,500,000 BTUs/hr	N/A	400 Cubic Feet/hr 34 Imperial Gallons/hr 75 Pounds/hr 50.8 Liters/hr 12.8 US Gallons/hr	1,440 Cubic Feet/hr 5,900 Therms/hr
DF2500 250,000 BTUs/hr (400 GHDiesel) 250,000 BTUs/hr (400 LPMG)	1.2 Imperial Gallons/hr 5.7 Liters/hr 2.9 US Gallons/hr	1.2 Imperial Gallons/hr 5.7 Pounds/hr 6.7 Liters/hr 2.9 US Gallons/hr	240 Cubic Feet/hr 200 Therms/hr
DF3500 350,000 BTUs/hr	2.1 Imperial Gallons/hr 9.7 Liters/hr 2.9 US Gallons/hr	1.2 Imperial Gallons/hr 5.7 Pounds/hr 6.7 Liters/hr 2.9 US Gallons/hr	340 Cubic Feet/hr 200 Therms/hr
DF5000 500,000 BTUs/hr	2.5 Imperial Gallons/hr 12.9 Liters/hr 3.0 US Gallons/hr	1.2 Imperial Gallons/hr 5.7 Pounds/hr 6.7 Liters/hr 2.9 US Gallons/hr	410 Cubic Feet/hr 420 Therms/hr
DF6000 600,000 BTUs/hr	2.5 Imperial Gallons/hr 12.9 Liters/hr 3.0 US Gallons/hr	1.2 Imperial Gallons/hr 5.7 Pounds/hr 6.7 Liters/hr 2.9 US Gallons/hr	410 Cubic Feet/hr 420 Therms/hr
DF8000 800,000 BTUs/hr	2.5 Imperial Gallons/hr 12.9 Liters/hr 3.0 US Gallons/hr	1.2 Imperial Gallons/hr 5.7 Pounds/hr 6.7 Liters/hr 2.9 US Gallons/hr	410 Cubic Feet/hr 420 Therms/hr
DF10000 10,000 BTUs/hr	2.5 Imperial Gallons/hr 12.9 Liters/hr 3.0 US Gallons/hr	1.2 Imperial Gallons/hr 5.7 Pounds/hr 6.7 Liters/hr 2.9 US Gallons/hr	410 Cubic Feet/hr 420 Therms/hr
DF15000 15,000 BTUs/hr	2.5 Imperial Gallons/hr 12.9 Liters/hr 3.0 US Gallons/hr	1.2 Imperial Gallons/hr 5.7 Pounds/hr 6.7 Liters/hr 2.9 US Gallons/hr	410 Cubic Feet/hr 420 Therms/hr
DF20000 20,000 BTUs/hr	2.5 Imperial Gallons/hr 12.9 Liters/hr 3.0 US Gallons/hr	1.2 Imperial Gallons/hr 5.7 Pounds/hr 6.7 Liters/hr 2.9 US Gallons/hr	410 Cubic Feet/hr 420 Therms/hr
DF25000 25,000 BTUs/hr	2.5 Imperial Gallons/hr 12.9 Liters/hr 3.0 US Gallons/hr	1.2 Imperial Gallons/hr 5.7 Pounds/hr 6.7 Liters/hr 2.9 US Gallons/hr	410 Cubic Feet/hr 420 Therms/hr
DF30000 30,000 BTUs/hr	2.5 Imperial Gallons/hr 12.9 Liters/hr 3.0 US Gallons/hr	1.2 Imperial Gallons/hr 5.7 Pounds/hr 6.7 Liters/hr 2.9 US Gallons/hr	410 Cubic Feet/hr 420 Therms/hr
DF35000 35,000 BTUs/hr	2.5 Imperial Gallons/hr 12.9 Liters/hr 3.0 US Gallons/hr	1.2 Imperial Gallons/hr 5.7 Pounds/hr 6.7 Liters/hr 2.9 US Gallons/hr	410 Cubic Feet/hr 420 Therms/hr
DF40000 40,000 BTUs/hr	2.5 Imperial Gallons/hr 12.9 Liters/hr 3.0 US Gallons/hr	1.2 Imperial Gallons/hr 5.7 Pounds/hr 6.7 Liters/hr 2.9 US Gallons/hr	410 Cubic Feet/hr 420 Therms/hr
DF45000 45,000 BTUs/hr	2.5 Imperial Gallons/hr 12.9 Liters/hr 3.0 US Gallons/hr	1.2 Imperial Gallons/hr 5.7 Pounds/hr 6.7 Liters/hr 2.9 US Gallons/hr	410 Cubic Feet/hr 420 Therms/hr
DF50000 50,000 BTUs/hr	2.5 Imperial Gallons/hr 12.9 Liters/hr 3.0 US Gallons/hr	1.2 Imperial Gallons/hr 5.7 Pounds/hr 6.7 Liters/hr 2.9 US Gallons/hr	410 Cubic Feet/hr 420 Therms/hr
DF55000 55,000 BTUs/hr	2.5 Imperial Gallons/hr 12.9 Liters/hr 3.0 US Gallons/hr	1.2 Imperial Gallons/hr 5.7 Pounds/hr 6.7 Liters/hr 2.9 US Gallons/hr	410 Cubic Feet/hr 420 Therms/hr
DF60000 60,000 BTUs/hr	2.5 Imperial Gallons/hr 12.9 Liters/hr 3.0 US Gallons/hr	1.2 Imperial Gallons/hr 5.7 Pounds/hr 6.7 Liters/hr 2.9 US Gallons/hr	410 Cubic Feet/hr 420 Therms/hr
DF65000 65,000 BTUs/hr	2.5 Imperial Gallons/hr 12.9 Liters/hr 3.0 US Gallons/hr	1.2 Imperial Gallons/hr 5.7 Pounds/hr 6.7 Liters/hr 2.9 US Gallons/hr	410 Cubic Feet/hr 420 Therms/hr
DF70000 70,000 BTUs/hr	2.5 Imperial Gallons/hr 12.9 Liters/hr 3.0 US Gallons/hr	1.2 Imperial Gallons/hr 5.7 Pounds/hr 6.7 Liters/hr 2.9 US Gallons/hr	410 Cubic Feet/hr 420 Therms/hr
DF75000 75,000 BTUs/hr	2.5 Imperial Gallons/hr 12.9 Liters/hr 3.0 US Gallons/hr	1.2 Imperial Gallons/hr 5.7 Pounds/hr 6.7 Liters/hr 2.9 US Gallons/hr	410 Cubic Feet/hr 420 Therms/hr
DF80000 80,000 BTUs/hr	2.5 Imperial Gallons/hr 12.9 Liters/hr 3.0 US Gallons/hr	1.2 Imperial Gallons/hr 5.7 Pounds/hr 6.7 Liters/hr 2.9 US Gallons/hr	410 Cubic Feet/hr 420 Therms/hr
DF85000 85,000 BTUs/hr	2.5 Imperial Gallons/hr 12.9 Liters/hr 3.0 US Gallons/hr	1.2 Imperial Gallons/hr 5.7 Pounds/hr 6.7 Liters/hr 2.9 US Gallons/hr	410 Cubic Feet/hr 420 Therms/hr
DF90000 90,000 BTUs/hr	2.5 Imperial Gallons/hr 12.9 Liters/hr 3.0 US Gallons/hr	1.2 Imperial Gallons/hr 5.7 Pounds/hr 6.7 Liters/hr 2.9 US Gallons/hr	410 Cubic Feet/hr 420 Therms/hr
DF95000 95,000 BTUs/hr	2.5 Imperial Gallons/hr 12.9 Liters/hr 3.0 US Gallons/hr	1.2 Imperial Gallons/hr 5.7 Pounds/hr 6.7 Liters/hr 2.9 US Gallons/hr	410 Cubic Feet/hr 420 Therms/hr
DF100000 100,000 BTUs/hr	2.5 Imperial Gallons/hr 12.9 Liters/hr 3.0 US Gallons/hr	1.2 Imperial Gallons/hr 5.7 Pounds/hr 6.7 Liters/hr 2.9 US Gallons/hr	410 Cubic Feet/hr 420 Therms/hr

All High Mark Systems allow for longer duct length attachments.
Please Note: All figures are approximate as a number of variables can affect the actual rate of consumption.
Please use this data for comparison purposes only.

SNOW REMOVAL RENTAL EQUIPMENT FROM - A TO Z



A full range of snow removal equipment is available for rent. Ask about quick delivery throughout Upstate NY. For an accurate price quote, the best-maintained rental heaters, outstanding service and fast delivery, give us a call.



TORO POWER BROOM

- Perfect for sweeping 2"-5" of snow from sidewalks to parking lots.



BOBCATS

- Powerful Bobcats to get you thru winter.
- Full range of Bobcat attachments including snow sweeper attachments.



SKID-STEERS

- John Deere & More
- Equipped with a range of attachments including snow sweepers.



WALK-BEHIND TORO DINGOS

- Tracked
- Full range of Toro attachments



WALK BEHIND BOBCATS

- Tracked
- Full range of Bobcat attachments



ATTACHMENTS: SWEEPERS & MORE

- Sweep a clean path efficiently with the power driven angle broom attachment for Bobcats & skid-steers.

WINTER CLOTHING & PROTECTIVE GEAR



The Duke Company carries a vast selection of professional-grade winter clothing and protective gear from leading manufacturers including **M.L. Kishigo & Kinco**. Our personal protection gear and products are specifically designed for jobs site, roadwork and highway safety including high visibility vests, hard hats, safety glasses, hearing protection, gloves, rain suits, rubber boots, insulated gear, fall protection devices, harnesses and much more. ***Ask about adding your logo and custom embroidery for winter clothing.***



SAFETY JACKETS, PANTS & BIBS

- Highest rated line of ANSI-2010 Class 3 Bomber Jackets, 2-in-1 Jackets, 8-in-1 Jackets & Parkas. Lined & taped seams.



HARDHAT LINERS & FACE PROTECTION

- High quality hardhat liners & face protection keeps your crew insulated from the elements.




INSULATED SAFETY GLOVES

- Exceptional high visibility gloves designed for demanding environments and operator comfort.



FLEECE & SWEATSHIRTS

- Hooded sweatshirts & fleece available with zippers or as pull overs. Meets ANSI / ISEA 10702010 Class 3 standards.



HEAD PROTECTION

- Exceptional quality beanies designed to keep your crews head & ears warm throughout the winter season.



HEATWAVE LINERS

- Maximum warmth & comfort. Cut and sewn, form fitting construction with 4-way stretch. Wear as liner, or lightweight glove



WATERPROOF JACKET & BIBS

- High visibility gear made from 100% polyester, PU coated oxford fabric. Fully taped seams for waterproof integrity.



ORIGINAL HI VIS QUICK LAVA

- Patented, Quick Clava. 3 in 1 hat with pull down micro fleece face mask and neck warmer. Made from durable Polyester.



WORKMAN XTREME GLOVES

- Waterproof & breathable. Puncture/Cut/Heat/Tear resistant. High level of comfort and flexibility. 5x stronger than Steel.

SNOW FENCE, DRIVEWAY MARKERS & SNOW REMOVAL TOOLS

The Duke Company carries a complete range of professional grade snow fence, driveway markers, snow removal tools and walk-behind spreaders. Ask about quick delivery throughout Upstate NY. For an accurate price quote, outstanding service and fast delivery, give us a call.



PLASTIC SNOW FENCE

- Available in Orange & Black, our durable snow fence, posts & stake will keep your job site protected.



SNOW PUSHERS

- Durable Ames TrueTemper snow pushers available in durable Poly. 18"-36" sizes available.



SNOW MARKERS WITH CAPS

- High visibility snow markers - essential for driveways & parking lots for safety & snow plowing. 1" x 1" x 48".



WOOD SNOW FENCE & STAKES

- Available in 4' x 50' quantities. Effective for preventing snow drift from roads onto driveways and other surfaces.



SNOW SHOVELS

- Complete range of pro grade Ames TrueTemper snow shovels made from durable Poly. 16"-326" sizes available.




SNOW STAKES - FIBERGLASS

- Durable fiberglass stakes made from fiberglass. High visibility reflective tape for visibility and safety.



SNOW BRUSHES

- Snow brushes are available in a range of sizes. Made of freeze-resistant material.



SNOW ROOF RAKES

- Snow roof rakes help prevent structural and water damage to your roof. Aluminum handle extends to 17 feet. Durable 22-inch poly blade.



WALK BEHIND SPREADERS

- We carry a full-line of walk behind salt spreaders by Chapin - renown for manufacturing long-lasting, professional-grade spreaders.



Compaction Equipment, Tube Sand, Black-Top & Pothole Repair

Cold temperatures, snowfall, ice control solutions and snow plowing, can result in a preponderance of potholes. The Duke Company carries a wide range of rental equipment and blacktop repair solutions including compaction equipment (ride-on and walk-behind rollers) and Blacktop Patch to restore the drivability of roads and parking lots.



Compaction Equipment

The Duke Company carries a comprehensive fleet of the best brands of well-maintained rental equipment including ride-on compaction equipment (double-drum, single-drum & tandem drum) and walk-behind compaction equipment (forward plate rentals, rammers & stompers, reversible plate compactors and walk-behind rollers).



Tube Sand

Available in 60 pound bags, QUIKRETE® Tubesand® can be placed adjacent to rear axles and directly above wheel wheels to increase weight dispersion and traction.



Black-Top Repair

QUIKRETE is a go to solution for Ice Control professionals for quick and durable black top repairs. The Duke Company carries QUIKRETE Blacktop Patch 1701-52 in 50 pound bags and pallets (63 bags per pallet).

Helpful Pothole Patching Information:

- Easy to Use: use QUIKRETE Blacktop Patch right out of the bag without any heating or mixing.
- Easy to form and compact for quick application in patching blacktop and asphalt. Leading Cold Patch solution, that prepares the surface for immediate use.
- Approved by the Department of Transportation (DOT).

299 Jefferson Road
Rochester, NY 14623

Winter Products Catalog

Providing New York State with Bulk Rock Salt, Treated Bulk Rock Salt, Packaged Rock Salt and Ice Melt Products.

Full Trailer Load Quantities Available!

Fast Quotes & Delivery

Visit www.DukeCompany.com & www.DukeSalt.com

